









## COLORI / COLOURS / COULEURS

Microtopping è disponibile in due colori standard, bianco e grigio, in fase di miscelazione è possibile aggiungere Colour Pack C, uno speciale colorante liquido disponibile in numerose tonalità e gradazioni.

*/ Microtopping is available in two standard colors, white and grey, during the mixing phase, you can add Colour Pack C, a special liquid pigment available in several colors.*

*/ Microtopping est disponible en deux couleurs standards, blanc et gris, durant la phase du mélange, il est possible d'ajouter Colour Pack C, un colorant liquide spécial, disponible en de nombreuses tonalités et gradations.*







IVORY



YELLOW




CAPPUCCINO



MAPLEWOOD




TERRACOTTA




LAVANDA




ROSE



ROSSO MATTONE



CHOCOLATE




BROWN



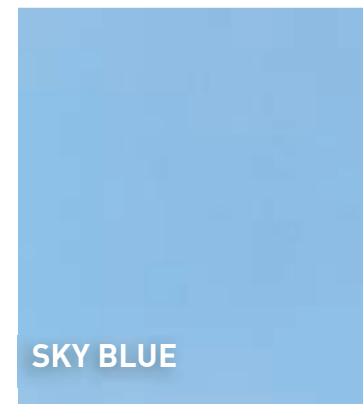
ACQUAMARINA



MARINE



PALE BLUE



SKY BLUE



BLUE

## INTENSITÀ/INTENSITY/INTENSITE'

È possibile inoltre decidere l'intensità del colore dosando Colour Pack C in differenti percentuali (25%, 50%, 100%) o in dosaggi specifici e personalizzati.

*You can also change the colour intensity by dosing Colour Pack C in different percentages (25%, 50%, 100%) or in specific and customized dosages .*

*Vous pouvez également contrôler l'intensité de la couleur en variant le pourcentage de la dose du Colour Pack (25%,50%,100%) ou selon un dosage personnalisé .*




## FINITURA / FINISH / FINITION

La scelta del trattamento protettivo superficiale può cambiare l'effetto e l'intensità del colore finale. È possibile scegliere fra tre finiture differenti:

*The choice of protective surface treatment may change the effect and intensity of the final colour. You can choose between three different finishes:*

*Le choix du traitement de protection de la surface peut faire varier les effets et l'intensité de la couleur finale. Vous avez le choix entre plusieurs traitements:*



## TEXTURE / TEXTURE / TEXTURE

A seconda della texture superficiale desiderata: ruvida, materica o liscia, è possibile applicare una o più mani di Microtopping BC - Base Coat e/o di Microtopping FC - Finish Coat.

*Depending on the desired surface texture: rough, medium smooth or very smooth, you can apply one or more coats of Microtopping BC - Base Coat or Microtopping FC - Finish Coat.*

*En fonction de la texture finale voulue: brute, douce ou très douce, vous pouvez appliquer une ou plus couches de Microtopping BC - Base Coat ou de Microtopping FC - Finish Coat.*

